
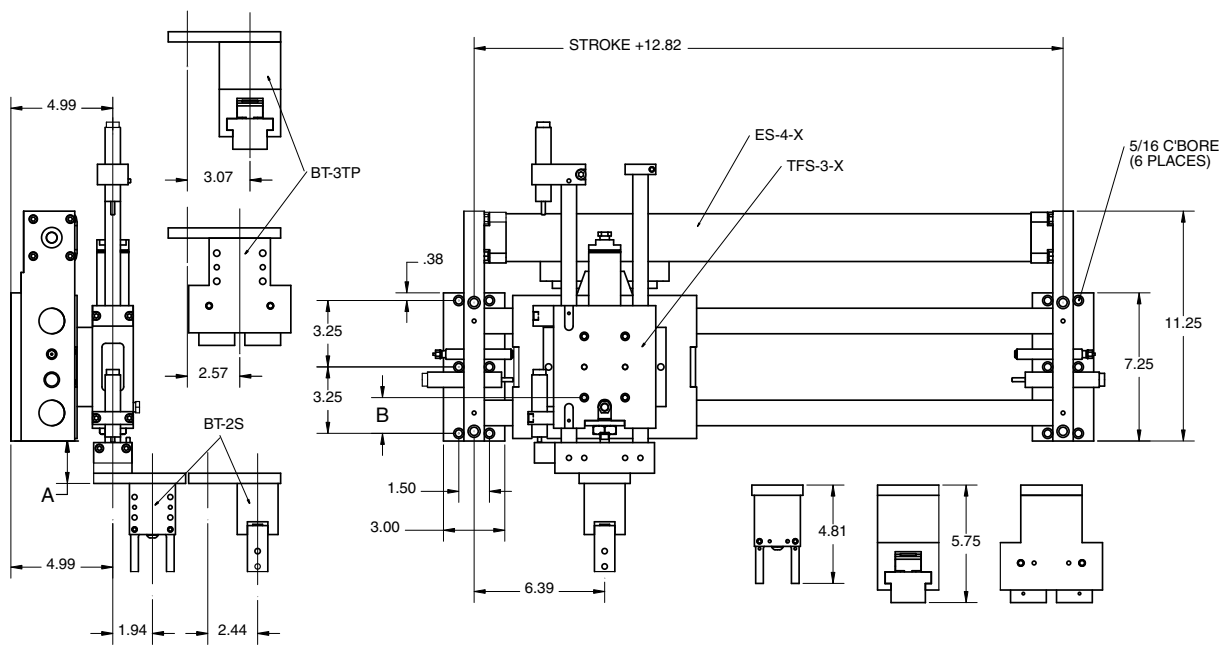


Features

- Fully assembled Pick & Place unit with all mounting components — ready to install, plumb and run.
- Components come with our stopscrew system for accurate stroke adjustment and optional sensing capabilities. (see page 143)
- Made from our standard proven precision components including our Tuff-Series line of linear actuators.
- We can supply a gripper mounting plate or make a custom one for any end-effector.

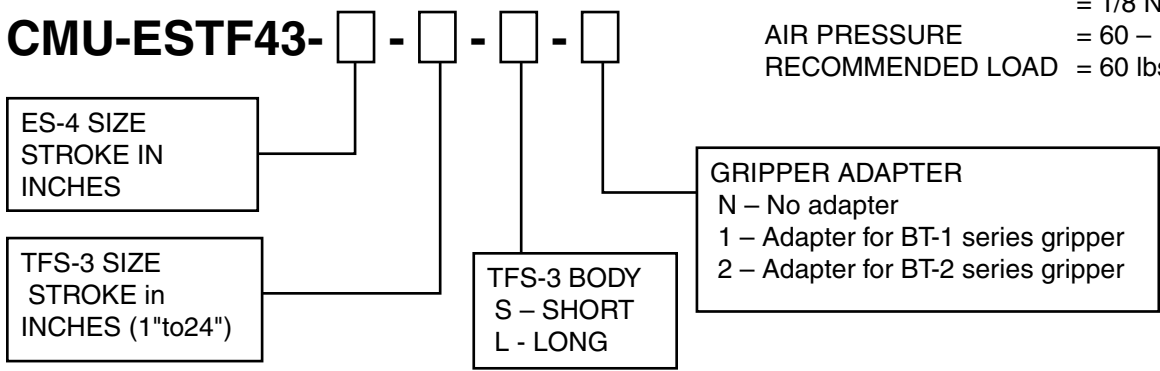


	A	B
TFS-3-S	2.08	1.75
TFS-3-L	2.57	1.25



Ordering

The CMU-ESTF32 includes a ES-4, TFS-3, adapter plate, and optional gripper mounting plate and can be ordered with the following number:



Technical Data

ES - 4 = 1 1/2" BORE
 TFS -3 = 1 1/2" BORE
 AIR CONNECTION = 1/4 NPT for ES-4;
 = 1/8 NPT for TFS-3
 AIR PRESSURE = 60 – 110 PSI
 RECOMMENDED LOAD = 60 lbs.

